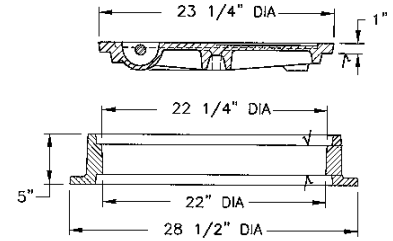


1622 FRAME & COVER

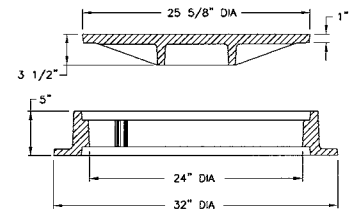
Heavy duty
Machined bearing surfaces
Reversible frame

Options
Adjusting risers
Grate

**1625 FRAME & COVER**

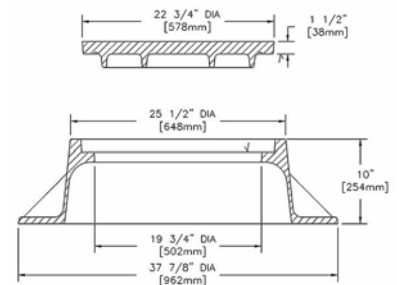
Heavy duty
Reversible frame
Machined bearing surfaces

Options
Solid or vented covers
Special lettered covers
Bolted assembly

**1641 FRAME & COVER**

Heavy duty
Machined bearing surfaces
Accepts 1640 covers and grates

Options
Gasket seal covers
Grates



Type M Radial Flat Grate
Approx. 120 sq. in.
open area

Supplied By:

**TRENCHDRAIN
SUPPLY**

877-903-7246

www.trenchdrainsupply.com